

FIBER OPTIC
LAZER CUT

FULLY AUTOMATIC
PRECISION CUT

5 AXIS WATER
JET CUTTING

2011

2007

5754

2024

CNC ROUTER
MACHINING CENTER

7050

5005

ALUREX 5083
CASTING PALTE

5083

6061

CUT TO LENGTH
FROM COIL

1050

7075

EXTRUSION
PRODUCTS

HIGH STOCK
CAPACITY, VARIETY
AND FAST DELIVERY

6063

6082



Headquarters & Main Warehouse



Seykoc Ankara



Milling Center(Router, Laser,Water-jet, Horizontal/Vertical plate cutting)

SEYKOC ALUMINIUM

The Leader Service Center of Türkiye

Founded in 2004 in Istanbul, **Seykoc Aluminium** has grown into one of Turkey's leading suppliers of high-performance aluminium alloys.

With over 30,000 m² of production space spread across our facilities in Çayırova, Şekerpınar and Ankara and regional hubs in Konya and Adana, we serve diverse industries with speed, precision, and reliability.


Our strength lies in our **exceptional stock capacity, extensive alloy variety, and state-of-the-art processing capabilities, including CNC machining, fiber laser cutting, water-jet cutting, and automated length cutting from coil.**

We are the proud producers of **Alurex 5083**, a patented casting plate renowned for its dimensional stability and machinability.






Seykoc guarantees **100% traceability** for every process and every product.



Temper	Explanation	Temper	Explanation
F	As manufactured: This designation applies to products of forming processes where no special control is applied to the thermal conditions or cold forming hardening.	T6	Solution heat treated and artificially aged
O	Annealed: This designation applies to products annealed to obtain the lowest strength tempers. "O" may be followed by a digit other than zero (1).	T351	Solution heat treated, stress relieved by controlled stretching (0,5-3% for permanent deformation sheet, 1,5-3 %, for plates, 1-3 % for rolled or cold finished rod, 1-5 % for hand forging or ring forging and for rolled ring) and no further straightening is carried out on naturally aged products after stretching.
H	Hardened by Cold Forming: This designation applies to products which are subjected to cold working after annealing (or after hot forming) or to a combination of cold working and partial annealing or equalisation to provide the specified mechanical properties. At least two digits follow the letter H. The first digit indicates the type of heat treatment and the second digit indicates the degree of cold forming hardening. (In some cases a third digit is used to describe special process techniques.	T451	Solution heat treated, stress relieved by controlled stretching (0,5-3% for permanent deformation sheet, 1,5-3 %, for plates, 1-3 % for rolled or cold finished rod and bar, 1-5 % for hand forging or ring forging and rolled ring) and naturally aged. No further straightening is carried out on naturally aged products after stretching.
H12	Cold-forming hardened - ¼ Hard	T651	Solution heat treated, stress relieved by controlled stretching (0,5-3% for permanent deformation sheet, 1,5-3 %, for plates, 1-3 % for rolled or cold finished rod and bar, 1-5 % for hand forging or ring forging and rolled ring) and artificially aged. No further straightening is carried out on products after stretching.
H14	Cold-forming hardened - ½ Hard	T7351	Solution heat treated, stress relieved by controlled stretching (0,5-3% for permanent deformation sheet, 1,5-3 %, for plates, 1-3 % for rolled or cold finished rod and bar, 1-5 % for hand forging or ring forging and rolled ring) and artificially overaged to obtain the best stress corrosion resistance. No further straightening is carried out on products after stretching.
H16	Cold-forming hardened -¾ Hard	T7451	Solution heat treated, stress relieved by controlled stretching (0,5-3% for permanent deformation sheet, 1,5-3 %, for plates, 1-3 % for rolled or cold finished rod and bar, 1-5 % for hand forging or ring forging and rolled ring) and afterwards artificially overaged (between T73 and T76). No further straightening is carried out on products after stretching.
H18	Cold-forming hardened - 4/4 Hard full hardened		
H19	Cold-forming hardened extra hard		
H111	Annealed and slightly cold-forming hardened (H less than 11) during operations such as stretching or straightening		
H112	Slightly cold-forming hardening from a limited cold working (mechanical property limits determined) or from an elevated temperature treatment		
H22	Cold-forming hardened and partially annealed - ¼ Hard		
H24	Cold-forming hardened and partially annealed - ½ Hard		
H26	Cold-forming hardened and partially annealed -¾ Hard		
H28	Cold-forming hardened - 4/4 Hard full hardened		
H32	Cold-forming hardened and stabilized -¼ hard		
H34	Cold-forming hardened and stabilized -¼ hard		
H36	Cold-forming hardened and stabilized -¾ hard		
H38	Cold-forming hardened and stabilized - 4/4 hard (fully hardened)		
H42	Cold-forming hardened and painted and lacquered -¼ hard		
H44	Cold-forming hardened and lacquered - ½ hard		
H46	Cold-forming hardened and painted and lacquered -¾ hard		
H48	Cold-forming hardened and painted and lacquered 4/4 hard (fully hardened)		
T3	Solution heat treated and cold worked and naturally aged		
T4	Solution heat treated and naturally aged		








1XXX Series

Alloy	 Temper	 Thickness Range (mm)	 Width Range (mm)	 Length Range (mm)	 Hardness (HB)
1050	HX2, HX4, HX6	0.5 - 12.5	1,000-1,540	2,500-4,000	20
		12.5 - 20.0	1,000-1,540	2,000-6,000	24
		20 - 40.0	1,000-1,540	2,000-8,000	29
	HX8, HX9	0.5 - 12.5	1,000-1,540	2,500-4,000	35
		12.5 - 20.0	1,000-1,540	2,000-6,000	39
		20.0 - 40.0	1,000-1,540	2,000-8,000	45






2XXX Series

Alloy	 Temper	 Thickness Range (mm)	 Width Range (mm)	 Length Range (mm)	 Hardness (HB)
2014	T4, T451	0.5 - 12.5	1,000-1,540	2,500-4,000	112
		12.5 - 40.0	1,000-1,540	2,000-6,000	112
		40.0 - 100.0	1,000-1,540	2,000-8,000	111
	T651	0.5 - 12.5	1,000-1,540	2,500-4,000	135
		12.5 - 40.0	1,000-1,540	2,000-6,000	138
		40.0 - 60.0	1,000-1,540	2,000-8,000	135
		60.0 - 80.0	1,000-1,540	2,000-8,000	131
		80.0 - 100.0	1,000-1,540	2,000-8,000	126
		100.0 - 120.0	1,000-1,540	2,000-7,000	123
2017 A	T4, T451	0.5 - 12.5	1,000-1,540	2,000-4,000	111
		12.5 - 40.0	1,000-1,540	2,000-6,000	110
		40.0 - 60.0	1,000-1,540	2,000-7,500	108
		60.0 - 80.0	1,000-1,540	2,000-7,500	105
		80.0 - 120.0	1,000-1,540	2,000-5,000	105
		120-130	1,000-1,540	2,000-5,000	101
2024	T3, T351	0.5 - 12.5	1,000-1,540	2,000-4,000	124
		12.5 - 40.0	1,000-1,540	2,000-6,000	122
		40.0 - 80.0	1,000-1,540	2,000-8,000	120
		80.0 - 100.0	1,000-1,300	2,000-7,500	115
		100.0 - 120.0	1,000-1,300	2,000-6,000	110
		120.0 - 130.0	1,000-1,300	2,000-5,000	104

5XXX Series


Alloy	 Temper	 Thickness Range (mm)	 Width Range (mm)	 Lenght Range (mm)	 Hardness (HB)
5083	O, H111	2.0 - 20	1,000-3,000	2,500-4,000	75
	O, H111	20.0 - 50.0	1,000-3,000	2,500-4,000	75
	H321	12.5 - 50.0	1,000-3,000	2,000-6,000	89
	O, H111, H321	50.0 - 80.0	1,000-3,000	2,000-8,000	73
		80.0 - 120.0	1,000-3,000	2,500-7,000	70
		120.0 - 300.0	1,000-3,000	2,000-4,000	69
5186 5182	F	12.0 - 50.0	1,000-3,000	2,000-6,000	-
		50.0 - 152.0	1,000-3,000	2,000-4,000	-
	5754	O, H111	4.0 - 12.5	1,000-3,300	2,000-12,000
O, H111		4.0 - 12.5	1,000-3,300	2,000-12,000	65
		0.5 - 10.0	1,000-3,000	2,000-4,000	52
		10.0 - 12.5	1,000-3,000	2,000-6,000	52
O, H111 H22, HX4		12.5 - 50.0	1,000-3,000	2,000-8,000	52
		50.0 - 80.0	1,000-3,000	2,000-7,000	52
		80.0 - 152.0	1,000-3,000	2,000-4,000	52

6XXX Series

Alloy	 Temper	 Thickness Range (mm)	 Width Range (mm)	 Length Range (mm)	 Hardness (HB)
6061	T6, T651	1.0 - 10.0	1,000-2,000	2,500-4,000	88
	T651	10.0 - 12.5	1,000-2,000	2,000-6,000	88
		12.5 - 40.0	1,000-2,000	2,000-6,000	88
		40.0 - 80.0	1,000-2,000	2,500-8,000	88
	T6, T651	80.0 - 100.0	1,000-2,000	2,000-7,500	88
		100.0 - 250.0	1,000-2,000	2,000-5,000	84
6082	T6, T651 T651	1.0 - 6.0	1,000-1,540	2,000-4,000	94
		6.0 - 12.5	1,000-1,540	2,000-6,000	91
		12.5 - 60.0	1,000-1,540	2,000-6,000	89
	T6, T651	60.0 - 100.0	1,000-1,540	2,000-7,500	89
		100.0 - 150.0	1,000-1,540	2,000-5,000	84
		150.0 - 250.0	1,000-1,540	2,000-5,000	83

7XXX Series


Alloy	Temper	Thickness Range (mm)	Width Range (mm)	Lenght Range (mm)	Hardness (HB)
7050	T7451	20.0- 100.0	1,000-1,300	2,000-4,000	-
7075	T6, T651	2.0 - 12.5	1,000-2,000	2,000-4,000	163
		12.5 - 25.0	1,000-2,000	2,000-8,000	161
		25.0 - 50.0	1,000-2,000	2,500-8,000	158
		50.0 - 60.0	1,000-2,000	2,500-8,000	155
		60.0 - 80.0	1,000-2,000	2,000-7,000	147
		80.0 - 90.0	1,000-2,000	2,000-6,000	144
		90 - 100.0	1,000-2,000	2,000-5,000	135
		6.0 - 12.5	1,000-2,000	2,000-4,000	140
	T7351	12.5 - 25.0	1,000-2,000	2,000-8,000	140
		25.0 - 50.0	1,000-2,000	2,000-8,000	140
		50.0 - 60.0	1,000-2,000	2,000-8,000	133
		60.0 - 80.0	1,000-2,000	2,000-7,000	129
		80.0 - 100.0	1,000-2,000	2,000-5,000	126
	T7651	6.0 - 12.5	1,000-2,000	2,000-4,000	146



According to the specified standards of the products that we supply, Product verification is ensured by performing 100% "Incoming Quality Control" tests.



Cast Plate



- Alurex is a brand of cast slabs with exceptional machining properties, relieved internal stress, 100% Ultrasonic crack control tested, basically in accordance with EN AW-5083 requirements.
- Alurex is a product designed to meet the needs of a wide range of sectors, eliminating the risk of distortion after processing, and for these characteristics is particularly preferred in mold making. (thermoforming, polystyrene, plastic blow molding, etc.)

Typical Physical Characteristics

Density (g/m ³)	2.66
Modulus of Elasticity	70000 N/m ²
Thermal Conductivity	110-125 W/m*K
Coefficient of Thermal Expansion	24.2 10 ⁻⁶ K
Specific Heat Capacity	900 J/kg
Electrical Conductivity	-15-18 m/mm ²
Electrical Conductivity	10-15 um

*High
Physical
Resistance*



MARINE GRADES

Aluminium superstructures are widely used in marine vessels—particularly in boats and yachts—due to their low weight, high corrosion resistance, and excellent strength-to-weight ratio. By reducing overall weight and lowering the center of gravity, aluminium enhances vessel stability and fuel efficiency.


Marine-grade aluminium alloys are used in hulls, decks, and masts, especially in small crafts and performance yachts. These alloys are classified and certified according to international marine standards, ensuring safety and long-term durability at sea.

Compared to steel, aluminium is about one-third as dense while maintaining comparable yield strength. This results in marine structures that are lighter, more efficient, and easier to fabricate, without compromising performance.



Triplate® TRICLAD®

Strip Width : Variable
Strip Length : Maximum 3800 mm
Standard Strip Thickness : 24 mm or 34 mm



Profiles : Square Profile - Angle Profile - Pipes - Special Profiles - Dutch Profile

Fittings : Elbows - Flange



MARINE INDUSTRY

PLATES

Alloy	Temper	Thickness	Dimensions
5754 (AlMg3)	H111-H22	3 mm - 8 mm	2000 x 6000mm 2000 x 8000mm
5083 (Almg4.5)	H111-H116-H321	10 mm - 40 mm	

TREAD PLATES

Alloy	Temper	Thickness	Dimensions
1050	H18	2 mm - 6 mm	2000 x 6000mm 2000 x 8000mm
5754	H114		

BARS

Alloy	Temper	Diameter	Length
5754 - 5083	H112	10 mm - 508 mm	3000mm
6082 - 6063	T6 / T651		



AVIATION INDUSTRY

Around 70% of modern aircraft are built using aluminium valued for its lightweight durability. The lightness and strength of aluminium alloys have made a significant contribution to the development of aircraft and the aviation industry.

Following aluminium-copper alloys, aluminium-lithium alloys are set to become the most important material for aircraft in the future. Aircraft made from aluminium-lithium alloys can be 15% lighter.



AMS-QQ-A Standards

Material	Chemical Composition	Mechanical Properties	Tolerance and Geometry
Rods, squares, rectangulars (2024 Series)	AMS-QQ-A-200/3	AMS-QQ-A-200/3	AMS-QQ-A-200/3
Rods, squares, rectangulars (6061 Series)	AMS-QQ-A-200/8	AMS-QQ-A-200/8	AMS-QQ-A-200/8
Rods, squares, rectangulars (7075 Series)	AMS-QQ-A-200/11	AMS-QQ-A-200/11	AMS-QQ-A-200/11
Plates (2024 Series)	AMS-QQ-A-250/4A	AMS-QQ-A-250/4A	AMS-QQ-A-250/4A
Plates (5083 Series)	AMS-QQ-A-250/6	AMS-QQ-A-250/6	AMS-QQ-A-250/6
Plates (6061 Series)	AMS-QQ-A-250/11	AMS-QQ-A-250/11	AMS-QQ-A-250/11
Plates (7075 Series)	AMS-QQ-A-250/12	AMS-QQ-A-250/12	AMS-QQ-A-250/12

SHEETS

Alloy	Temper	Thickness	Dimensions
2024 (AlCu4Mg)	T3 - T351	0.5 mm - 300 mm	1000 x 2000 mm 2000 x 6000 mm
6061 (AlMg1SiCu)	T6 - T651		
6082 (AlSi1MgMn)	T6 - T651		
7050 (AlZn6CuMgZr)	T7351 - T7451 - T7651		
7075 (AlZn5,5MgCu)	T6 - T651		

RODS

Alloy	Temper	Diameter	Length
2024 (AlCu4Mg)	F - T6	10 mm - 508 mm	3000 mm
2024 (AlCu4Mg)	T3 - T3510 - T3511		
6061 (AlMg1SiCu)	T6 - T6510 - T6511		
6082 (AlSi1MgMn)	T6 - T6510 - T6511		
7075 (AlZn5.5MgCu)	T6 - T6510 - T6511		

Aluminium's light weight, sleek appearance, and high conductivity make it an ideal choice for industrial tankers and silos. Seykoç supplies plates and structural components engineered for strength, durability, and excellent weldability.

Why Choose Seykoc?

- Over 20 years of industry expertise
- Fast delivery from extensive on-hand inventory
- In-house processing and precision machining
- Certified alloys for critical applications
- Exporting to 40+ countries worldwide

Alloy	Temper	Thickness	Dimensions
5083 / AlMg4,5Mn	H111 - H321	0.5 mm - 30 mm	1000 x 2000 mm 2000 x 6000 mm 2500 x 8000 mm
5454 / AlMg2,7Mn	H111 - H321		
5754 / AlMg3	H111 - H22		
5182 / Al Mg4,5Mn0,4	H111		



*Perfect
Welding Ability*





Factory and Headquarters

Address: Akse Mah. 536. Sok Seykoc Apt. No:7
Cayirova/KOCAELI, TURKEY
Tel: +90 262 743 88 88
Fax: +90 262 743 11 11
Mail: seykoc@seykoc.com.tr
Export Inquiries: export@seykoc.com.tr

Ankara Factory & Anatolian Regional Office

Address: ASO 1. OSB, Oguz Cad. No:48
Sincan/ANKARA, TURKEY
Tel: +90 312 386 08 51
Fax: +90 312 386 08 54



Website: www.seykoc.com.tr
Instagram: [@seykocaluminyum](https://www.instagram.com/seykocaluminyum)